



COUNTING BACKWARDS




COUNTING BACKWARDS

10-1






Missing Numbers from 10-1



Missing Numbers from 10-1











Missing Numbers from 10-1





Missing Numbers from 10-1



Missing Numbers from 10-1



Missing Numbers from 10-1




Missing Numbers from 10-1



Missing Numbers from 10-1






Missing Numbers from 10-1



COUNTING BACKWARDS

20-1



Missing Numbers from 20-1




Missing Numbers from 20-1

The worksheet consists of four rows of five heart-shaped leaves hanging from a green vine. Each leaf has a circular cutout in the center. The numbers and blank spaces are as follows:






Row	Leaf 1	Leaf 2	Leaf 3	Leaf 4	Leaf 5
1	Blank	19	Blank	Blank	Blank
2	15	Blank	Blank	Blank	11
3	Blank	9	Blank	7	Blank
4	5	Blank	Blank	Blank	1

Decorative elements include a ladybug on the top-left vine, a bee on the top-right vine, a bee on the middle-left vine, and a ladybug on the middle-right vine. There are also bees on the bottom-right vine.


Missing Numbers from 20-1



Missing Numbers from 20-1






Missing Numbers from 20-1








Missing Numbers from 20-1



Missing Numbers from 20-1




Missing Numbers from 20-1




COUNTING BACKWARDS

100-1



A grid of 100 heart-shaped leaves hanging from green vines, arranged in 10 rows of 10. The leaves are numbered from 100 down to 1, used for counting backwards. The numbers are: Row 1: 100, 99, 98, 97, 96, 95, 94, 93, 92, 91, 90; Row 2: 89, 88, 87, 86, 85, 84, 83, 82, 81, 80, 79; Row 3: 78, 77, 76, 75, 74, 73, 72, 71, 70, 69, 68; Row 4: 67, 66, 65, 64, 63, 62, 61, 60, 59, 58, 57; Row 5: 56, 55, 54, 53, 52, 51, 50, 49, 48, 47, 46; Row 6: 45, 44, 43, 42, 41, 40, 39, 38, 37, 36, 35; Row 7: 34, 33, 32, 31, 30, 29, 28, 27, 26, 25, 24; Row 8: 23, 22, 21, 20, 19, 18, 17, 16, 15, 14, 13; Row 9: 12, 11, 10, 9, 8, 7, 6, 5, 4, 3, 2, 1. The background features a blue sky, a white sun, and a green landscape with yellow flowers and a red worm at the bottom.

Missing Numbers from 100-1



Missing Numbers from 100-1

A 10-row grid of 10 boxes each, representing a number line from 100 to 1. The boxes are arranged in 10 rows and 10 columns. The numbers in the boxes are as follows:

							93		
			87						
	69					64			
					55				
		38							
						14			
			7						

Missing Numbers from 100-1

